



**SÉCURLITE**  
DURABLE LIGHT

DESIGNED AND MADE IN FRANCE  
SINCE 1986

# SECURED PREMISES



## AN ETHICAL AND SOCIAL COMMITMENT



Based on human values and team spirit, our company, a human-sized SME, part of RIVALEN Family Group, relies on the professionalism of its employees, their skills and their enthusiasm to create the innovations of tomorrow.

## QUALITY APPROACH



Since 2015, Securlite has been part of a continuous improvement process and ISO 9001 certification structures all of our activities. It is also a guarantee of quality for our organization and our products.

## AN ENVIRONMENTAL INNOVATION



To move towards a circular economy, Securlite is constantly improving the analysis of the life cycle of luminaires, both in terms of energy impact and recyclability.

For example, by incorporating recycled polycarbonates in its products and by designing disconnectable and repairable equipment.

## FULLY REPAIRABLE LUMINAIRES



Our luminaires have been studied and designed to propose longer and improved lifespan. For this reason that they are completely disconnectable, and the components are interchangeable. In the event of a possible malfunction, our after-sales service quickly collects, repairs and returns the luminaires.

## 5 YEARS GUARANTEE AS A STANDARD\*



Securlite luminaires are made from the most efficient materials and most up to date components, according to strong manufacturing requirements and high quality criteria.


\* Excluding Duropark, Décade guaranteed 3 years.

## A CERTIFIED FRENCH PRODUCTION



Involved in the dynamization of the economic life of our territory, we have chosen to design and manufacture most of our products in France and to favor local suppliers and subcontractors. Integrated production: electronics and mechanics, an engineering hub (engineering expertise centre), laboratory + design office for adaptation and made-to-measure.

# OUR COMMITMENTS



## A LIGHTING SOLUTION FOR ALL APPLICATION



In order to guarantee the right lighting level and visual comfort, our lighting studies are carried by our interior lighting design office.

## MECHANICAL AND ELECTRONIC DESIGN DEPARTMENT




R&D, Light fittings and Electronic design department.  
A Solidworks 3D & Autocad computer infographic department.

## TESTING AND CONTROL LABORATORY



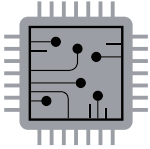
An EMC laboratory for the control and validation of products and components.  
A photogoniometer for photometric measurements. A test and endurance room.

## LIGHT FITTING MANUFACTURE



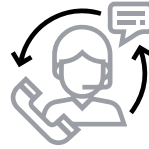
Cabling and Assembling lines.  
Mechanical area with cutting, drilling and milling equipments.  
Paint Booth.

## ELECTRONIC PRODUCTION



A triple head SMC Assembly line, a wave soldering line, tests and controls area.

## CUSTOMER SUPPORT



A multilingual commercial department at your disposal.  
A technical support and lighting calculation department.

# APPROACH





Impact resistant  
Anti-vibration



Rip-out resistant  
Anti-hanging



Graffiti resistant



Vandal-resistant screws with  
2-hole Snake-Eye or Pin Torx  
patterns



Flame resistant

## VK® vandal resistance rating.

The VK® rating allows better identification of anti-vandal luminaires: it includes mechanical strength beyond IK10, as well as the other characteristics involved in vandal resistance.

Indice VK®	1 <sup>st</sup> position	2 <sup>nd</sup> position	(3 <sup>rd</sup> position)
0	< 10 joules	no protection	no protection
1	10 joules (*)	standard fastenings	flame resistance
2	20 joules (*)	vandal-resistant fastenings (or secure closure)	graffiti resistance
3	50 joules (*)	rip-out resistant	increased UV resistance (tropicalization)
4	80 joules	rip-out-resistant + standard fastenings	resistance to marine environment
5	100 joules	rip-out-resistant + vandal-resistant fastenings	-
6	120 joules	anti-ligature + vandal-resistant fastenings	-
7	150 joules	-	-

## IMPACT RESISTANCE

Standard NF EN 62262 IK index of resistance to mechanical impact.

Standard EN62262 specifies a maximum resistance of IK11 corresponding to an impact of 50 joules. However, in severe environments, IK11 resistance is not enough.




Thanks to their design and the materials used, our luminaires offer increased resistance: IK10 20J, IK11 50J and beyond to IK11++ 150J.

# FEATURES



IK rating for resistance to mechanical impacts  
(EN 62262).

Impact resistance	Mass / Drop height
IK 8 / 5 joules	1,70 kg: 300 mm
IK 9 / 10 joules	5 kg: 200 mm
IK 10 / 20 joules	5 kg: 400 mm
IK 11 / 50 joules	10 kg: 500 mm
IK 11+ / 80 joules	10 kg: 800 mm
IK 11++ / 100 joules	15 kg: 800 mm
IK 11++ / 120 joules	25 kg: 800 mm
IK 11++ / 150 joules	25 kg: 800 mm



## EXPERTISES

Securlite know how at the disposal of special requests and customized adaptations.

- IP rating IP65 - IP67
- Resistance to mechanical shocks from IK10-20 joules to IK11 \*\* 150 Joules
- Lumen maintenance: L80B10 / over 72,000 hours
- Industrial Drivers lifetime > 100,000 h with extended warranties
- Dimming of light output
- Full range of technical optics
- Diffusers: polycarbonate
- Bodies: marine grade aluminium, electro galvanized steel, 304L and 316L stainless steel
- RAL Color on demand
- Tamperproof fastening with snake eyes - torx - torx pin screws
- Integrated movement sensors
- Adjustable standby lighting
- Self contained emergency 1 or 3h battery
- Central emergency systems
- Integrated loud speakers
- Integrated CCTV
- Integrated communication system
- Trunking (continuous line with junction panels between light fittings)
- Sizing on request


## FOCUS ON SENSORS

Available functionalities:

- Standard high frequency detection
- Remote controller detection with radio link
- Warning / standby detection
- Remote controlled warning / standby detection with radio link
- (Slave) control modules to programm extinction warning and standby (in combination with the corresponding sensors)
- Standby consumption less than 0,5W




# SPECIFIC CHARACTERISTICS




## FOCUS STANDBY LED

Smart motion Sensor, night sensor, DALI, and night lamp:  
a solution for any configurations

Among a wide range of lighting control systems, our secured premises compliant luminaires can onboard a night lamp, enabling a double switch lighting control which is particularly suitable a relevant for cells with the possibility for the guards to unforce main light extinction when also making it possible to switch on the night light for visual inspection with a reduced level of light. Many scenarios can be imagined according to the specificities and the use you want to make of this option.



## SPECIFIC CHARACTERISTICS



Stairwells

Pedestrian walkway

Rooms, cells

Technical rooms

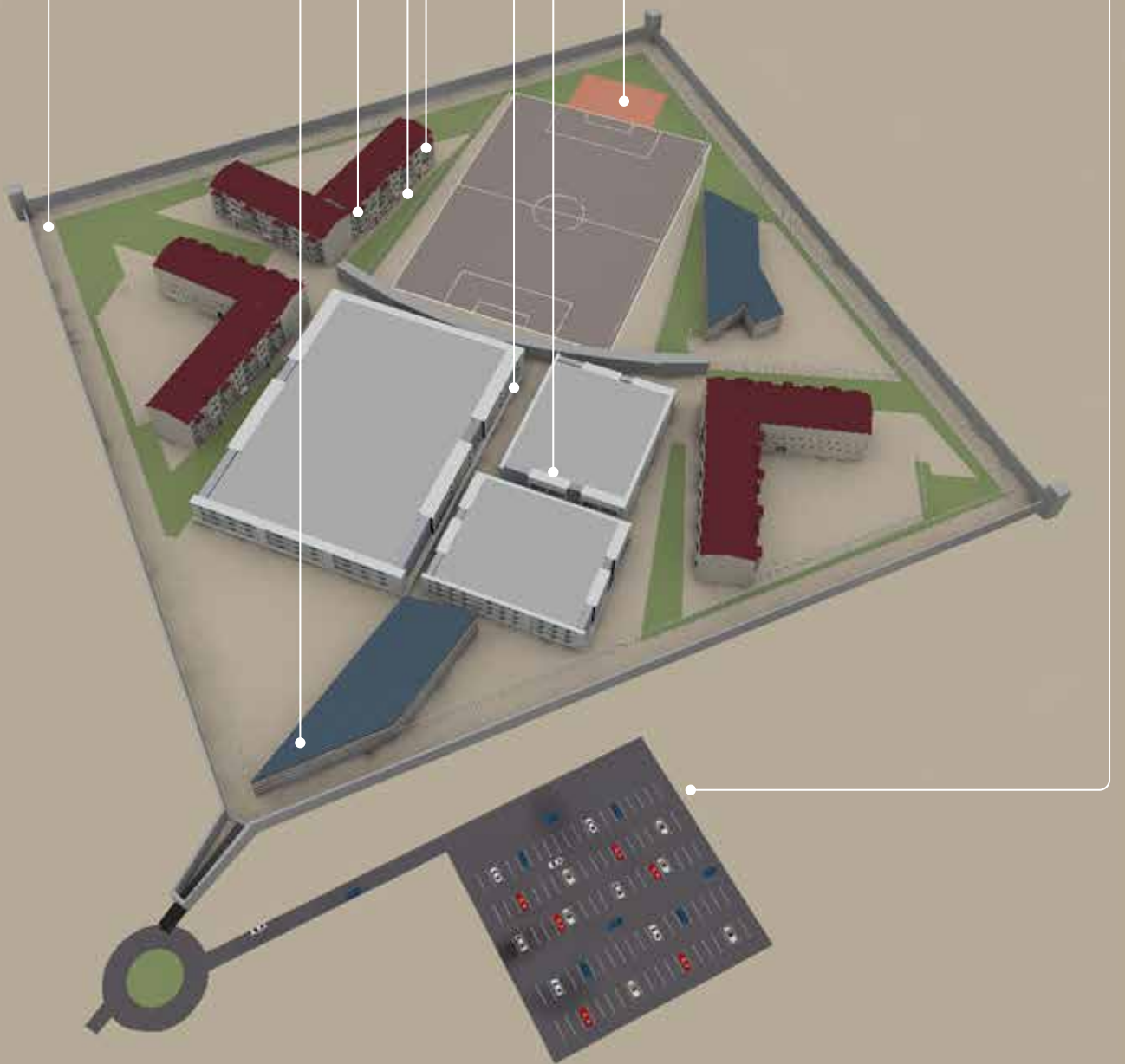
Footpaths  
Pedestrian areas

Communal areas

Sanitary facilities

Outdoor areas

Parking





## WALLMOUNTED LUMINAIRE

### BORGO PRISON

 [direct 532](#)



### P600

 [direct 538](#)




### MINI BORGO

 [direct 534](#)



## BEDROOMS / CELLS - INDIVIDUAL LIGHTING



## CEILING / WALLMOUNTED LUMINAIRE

### BANG

 direct [150](#)



### RONDO/RONDINO

 direct [252 / 256](#)



### RONDO/RONDINO E (flush mounting version)

 direct [252 / 256](#)



## SECURED LINEAR

### SYSTÉO S

 direct [778](#)



### SYSTÉO SLIM

 direct [774](#)

### SYSTÉO A45

 direct [778](#)

### SYSTÉO E (flush mounting version)

 direct [776](#)

### TITAN A30/A45 E (flush mounting version)

 direct [617 / 607 / 636](#)



### SENSPOT vandal-resistant

 direct [403](#)



### ALÉANE

 direct [691](#)



### URBALINE

 direct [650](#)



## BEDROOMS / CELLS – GENERAL LIGHTING



## CEILING / WALLMOUNTED LUMINAIRE

### TITAN S2

 direct [500](#)



### STAINLESS STEEL TITAN S4 (flush mounting version)

 direct [644](#)



### STAINLESS STEEL VAUBAN E (flush mounting version)

 direct [514](#)



## SECURED LINEAR

### SYSTÉO A45

 direct [778](#)



### TITAN A45

 direct [607](#)




### TITAN COMPACT ANGLE

 direct [641](#)



## WALKWAYS / PEDESTRIAN AREAS



## CEILING / WALLMOUNTED LUMINAIRE

### VOILA

**i** direct 106



### BANG

**i** direct 150



### RONDO/RONDINO

**i** direct 252 / 256



### RONDO/RONDINO E (flush mounting version)

**i** direct 252 / 256



## SECURED LINEAR

### SYSTÉO A45

**i** direct 778



### TITAN A45

**i** direct 607



### TITAN COMPACT ANGLE

**i** direct 641



## COMMON AREAS



## CEILING / WALLMOUNTED LUMINAIRE

### BANG

**i** direct 150



### RONDO/RONDINO

**i** direct 252 / 256



### RONDO/RONDINO E (flush mounting version)

**i** direct 252 / 256



### SENSPOT downlight

**i** direct 403



### VOILA

**i** direct 106



### CASEMATE

**i** direct 980



## SECURED LINEAR

### SYSTÉO A45

**i** direct 778



### URBALINE

**i** direct 650



### URBALINE ANGLE

**i** direct 660



## STAIRWELLS



## CEILING / WALLMOUNTED LUMINAIRE

### BANG

 direct [150](#)



### RONDO/RONDINO

 direct [252 / 256](#)



## SECURED LINEAR

### URBALINE

 direct [650](#)



### TITAN C95

 direct [627](#)



### TITAN COMPACT

 direct [640](#)



### SOFFITE

 direct [301](#)



## PEDESTRIAN WALKWAYS



## CEILING / WALLMOUNTED LUMINAIRE

### BANG

 [direct 150](#)



### RONDO/RONDINO

 [direct 252 / 256](#)



### VOILA

 [direct 106](#)



### SENSPOT downlight

 [direct 403](#)



## SECURED LINEAR

### SYSTÉO UNIT

 [direct 770](#)



### SYSTÉO S

 [direct 772](#)

### SYSTÉO A45

 [direct 778](#)

### SYSTÉO SLIM


 [direct 774](#)

### SYSTÉO E

(flush mounting version)

 [direct 776](#)

## SANITARY



## CEILING / WALLMOUNTED LUMINAIRE

### VOILA

 direct **106**



### BANG

 direct **150**



## SECURED LINEAR

### SOFFITE

 direct **301**



### DUROPARK

 direct **778**



### LUMIPARK

 direct **786**



## TECHNICAL ROOMS





## CEILING / WALLMOUNTED LUMINAIRE

### BANG

**i** direct 150



### RONDO/RONDINO

**i** direct 252 / 256



### RONDO/RONDINO E

(flush mounting version)

**i** direct 252 / 256



## SECURED LINEAR

### TITAN S2/S3

S4 (flush mounting version)

**i** direct 500 / 520 / 504



### FILA / FILA<sup>2</sup>

**i** direct 755 / 730



### STAINLESS STEEL TITAN E

(flush mounting version)

**i** direct 643



### SYSTÉO S

**i** direct 778



### SYSTÉO SLIM

**i** direct 774

### SYSTÉO E

(flush mounting version)

**i** direct 776

### DÉCADE


**i** direct 850



## OUTSIDE AREAS / PARKING



An offer that adapts to your specific needs




Our design office and our technical sales team provide you with specific solutions adapted to your needs, from site visits to installation assistance, including dimensioning of your product through lighting calculation.



## TAILOR-MADE SUPPORT

We carry out a tailor-made study of your projects





Sécurlite, partner to justice and police authorities worldwide. We have completed numerous projects in France, Europe and the rest of the world for prisons, detention centers, courthouses, police stations and military facilities. Feel free to ask for references.



**SÉCURLITE**  
**DURABLE LIGHT**

Z.I. DES AJEUX  
72400 LA FERTÉ-BERNARD

FRANCE

+33 2 43 60 40 00  
EXPORT@SECURLITE.COM  
WWW.SECURLITE.COM



Technical and dimensional data are given for information only and may be modified at any time without notice. Please enquire before ordering. Terms and conditions are available at: [www.securlite.com/terms](http://www.securlite.com/terms) or upon request from our Sales Department.

Photo credits: Securlite - Antoine Duhamel Photography



Printed on PEFC paper, guaranteeing a sustainably-managed forest.  
(Program for the Endorsement of Forest Certification)



CAT0662 - NOVEMBER 2023 - EN