








RESISTANCE INDEX

IP RATING










1st figure:

Protection against penetration by solid objects and contact with live parts.

IP 0 .		No protection
IP 1 .		Protected against solid bodies larger than 50 mm (e.g. hand contact)
IP 2 .		Protected against solid bodies larger than 12.5 mm (e.g. finger)
IP 3 .		Protected against solid bodies larger than 2.5 mm (e.g. tools, wires)
IP 4 .		Protected against solid bodies larger than 1 mm (e.g. fine tools, nails)
IP 5 .		Protected against dust
IP 6 .		Totally protected against dust

2nd figure:

Protection against liquid penetration.

IP . 0		No protection
IP . 1		Protected against vertical water drops
IP . 2		Protected against water drops up to 15° from the vertical
IP . 3		Protected against rain up to 60° from the vertical
IP . 4		Protected against water splashing from any directions
IP . 5		Protected against low-pressure water jets from any direction using a lance
IP . 6		Protected against high-pressure water jets from any direction
IP . 7		Protected against the effects of immersion
IP . 8		Equipment submersible under specified conditions

RESISTANCE INDEX

VK[®] ratings

VK[®] vandal resistance rating

VK [®] rating	1 st position	2 nd position	(3 rd position)
0	< 10 joules	no protection	no protection
1	10 joules (*)	standard fastenings	flame resistance
2	20 joules (*)	vandal-resistant fastenings (or secure closure)	graffiti resistance
3	50 joules (*)	rip-out resistant	increased UV resistance (tropicalization)
4	80 joules	rip-out-resistant + standard fastenings	resistance to marine environment
5	100 joules	rip-out-resistant + vandal-resistant fastenings	-
6	120 joules	anti-ligature + vandal-resistant fastenings	-
7	150 joules	-	-

By virtue of their characteristics, anti-ligature luminaires are also rip-out-resistant.

The figure in the 3rd position is optional.

** Standardized values as per EN 62262: see IK rating*

IK ratings

NF EN 62262 standard IK rating for resistance to mechanical impacts

Impact resistance	Mass / Drop height
IK 1 / 0,140 joule	0,25 kg : 56 mm
IK 2 / 0,20 joule	0,25 kg : 80 mm
IK 3 / 0,35 joule	0,25 kg : 140 mm
IK 4 / 0,50 joule	0,25 kg : 200 mm
IK 5 / 0,70 joule	0,25 kg : 280 mm
IK 6 / 1 joule	0,25 kg : 400 mm
IK 7 / 2 joules	0,50 kg : 400 mm
IK 8 / 5 joules	1,70 kg : 300 mm
IK 9 / 10 joules	5 kg : 200 mm
IK 10 / 20 joules	5 kg : 400 mm
IK 11 / 50 joules	10 kg : 500 mm
IK 11+ / 80 joules	10 kg : 800 mm
IK 11++ / 100 joules	10 kg : 1000 mm
IK 11++ / 120 joules	15 kg : 800 mm
IK 11++ / 150 joules	15 kg : 1000 mm

The EN 62262 standard provides for a maximum resistance of IK11 = 50 joules.