

PUNTO



Outdoor architectural luminaire
for enhancing public spaces.



Features:

- High-power luminaire
- Die-cast marine-grade aluminium base
- Opal polycarbonate diffuser
- CCT 4000 K, CRI min. 80
- Stainless steel vandal-resistant screws
- Plug-in gear tray

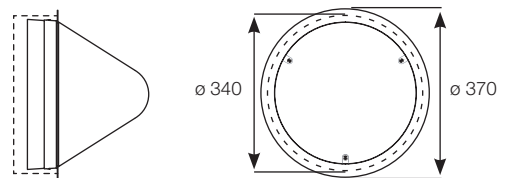
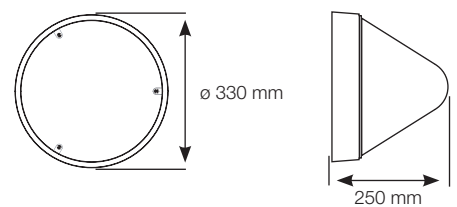
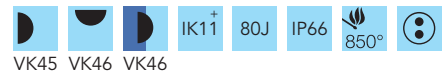
RAL9005
 RAL9016
 RAL9006

Options available on request:

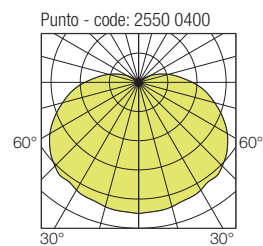
- 3000 K LEDs
- Version with emergency pack
- Standby LED
- Class 2
- Twilight photocell

Vandal-resistant tool (bit) to be ordered separately
code: 9800 0003

Radio remote control to be ordered separately
code: 9800 0010



Flush-mounting dimensions:
ø 340 mm x 75 mm



LED modules	Power (W)	Luminaire light output (lm)	Luminaire efficacy (lm/W)	White	Grey	Black
LED 2400	17	2050	121	2551 04 ..	2551 14 ..	2551 24 ..
LED 3000	20	2450	129	2552 04 ..	2552 14 ..	2552 24 ..

Lumen maintenance: L80B10 / 72,000 hours

Coding:

replace the two dashes (--) by the corresponding figures: e.g. **2551 04 ..**

- 00** no detection
- 21** DALI dimmable + switch dimming
- 12** with Pro detection
- 13** with Pro detection + extinction or standby warning
- 16** with Pro detection + radio-control
- 17** with Pro detection + extinction or standby warning + radio-control
- 03** slave version + extinction or standby warning
- 07** slave version + extinction or standby warning + radio-control

Fluorescent version: please contact us.

Additional options Punto

Coding:

add the corresponding suffix to the product code: e.g. **2551 0400**

- 9702** stainless steel crosspoint screws (VK44)
- 9802** flush-mounting version

Accessories Punto



Izu grille



Izumi grille



Santa grille



Buda grille

Designation	White	Grey	Black
IZU grille kit	9825 0012	9825 0011	9825 0010
IZUMI grille kit	9825 0015	9825 0014	9825 0013
SANTA grille kit	9825 0018	9825 0017	9825 0016
BUDA grille kit	9825 0021	9825 0020	9825 0019

The accessories kits must be ordered separately.

