

P600

A wide range
of bedhead luminaires for
secured premises.



BVCert. 6037554





P600 E size 1



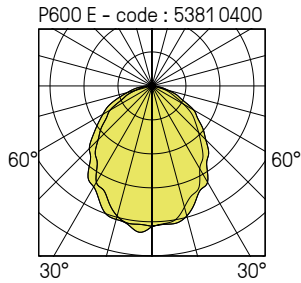
P600 E size 2



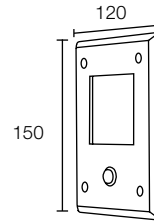
P600 A

FEATURES:

- Bedhead fitting for prison cells
- Body in ZP 10/10 steel
- Frame in ZP 15/10 steel
- Opalescent polycarbonate diffuser
- CCT 4000 K, CRI min. 80
- Stainless steel vandal-resistant switch
- Rip-out resistant
- RAL 9003



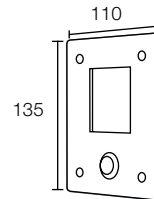
Supplied c/w metal back box, can be cast into the concrete or fastened using screws.



Flush-mounting dimensions:
h : 120 mm
l : 98 mm
P : 51 mm

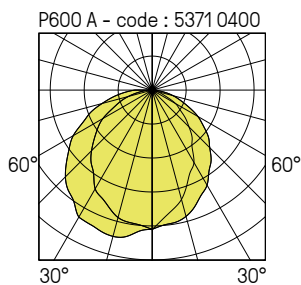
P600 E size 1

Supplied c/w metal back box, can be cast into the concrete or fastened using screws.

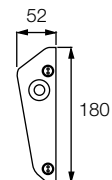
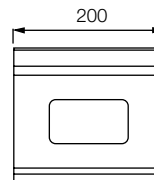


Flush-mounting dimensions:
h : 120 mm
w : 98 mm
d : 51 mm

P600 E size 2



Surface-mounting:
switch on right-hand side.



P600 A

P600 E

220-240 V AC / 50 / 60 Hz



RoHS

direct 538

Power (W)	Luminaire light output (lm)	Luminaire efficacy (lm / W)	P600 E size 1 + switch	P600 E size 2 + switch
3,3	100	30	5382 0400	5381 0400

Lumen maintenance: L90B50 / over 60,000 h**Coding colour temperature 3000 K :**
replace 4 with 3**example** 4000K : 5381 04--
3000K : 5381 03-- Vandal-resistant tool (bit) to be ordered separately
code : 9800 0002 for P600 E**P600 A**

220-240 V AC / 50 / 60 Hz



RoHS

direct 537

Power (W)	Luminaire light output (lm)	Luminaire efficacy (lm / W)	P600 A switch on right	P600 A switch on left	P600 A without switch
4,4	130	29	5370 0400	5371 0400	5372 0400

Lumen maintenance: L90B50 / over 60,000 h**Coding colour temperature 3000 K :**
replace 4 with 3**example** 4000K : 5372 04--
3000K : 5372 03-- Vandal-resistant tool (bit) to be ordered separately
code : 9800 0004 for P600 A **DETAILS**

